



US Hybrid



DC-DC Converter for Fuel Cell and Alternative Energy Systems

PRODUCT OVERVIEW:

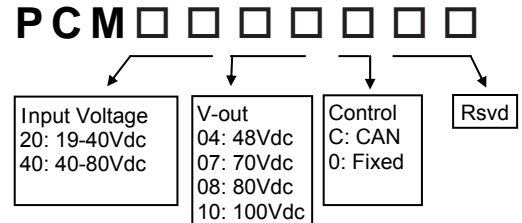
DC-DC converters utilizes advanced Digital Power Processing with high frequency magnetic design to provide efficient and high bandwidth dynamic response for voltage and current regulations with input and output voltage and current and power limits protections. The cost effective high frequency proven magnetic design with robust redundant control provides fast response, flexibility, reliability, light weight and volume product for Fuel Cell and alternative energy industry. Extensive diagnostics via CAN-J1939 and RS232.

FEATURES:

- DC Input Voltage Range: 19-80Vdc.
- Ground voltage isolation detection and protection.
- Efficiency: 96% rated, > 92% from 20% to 100% load.
- Short Circuit, OC, O/U V and OT protection.
- Parallelable with fault tolerance operation.
- CAN command, control and diagnostics. Output voltage can be regulated via CAN command. Input and output voltages, currents, power and temperature reporting.
- DC output range: 42-100Vdc
- Input Current: 350A.
- Bias and communication isolated from power.



PART NUMBERING:



APPLICATIONS:

Fuel Cell, Battery/Ultra-Cap UPS, Wind and Solar power generation systems.

Signal Connector: DEUTSCH DT15-12PA	
1	NC
2	ENABLE
3	P_12V_BIAS
4	P_12V_RTN
5	Reserved
6	Reserved
7	Reserved
8	CAN_H
9	CAN_L
10	RS232_RX
11	RS232_TX
12	BOOT_SCI
Input Power: 1/2" Lugs Output: 3/8" lugs or ITT.	

Line regulation (±10%)	±2 %
Load regulation	±2%
Ripple	< ±1% + 100 mVp-p
Load transient (10-90%)	< 5% typical
Response time	150 ms typical
Turn-on rise time	Soft-start, 450 ms typical
Output protection	Overload and short circuit
Cooling	Air < 60°C or WEG 12 Lpm
Operating temperature	-20°C to +70°C
Load de-rating	2.5% /°C from 60°C liquid
Storage temperature	-40°C to +85°C
Efficiency	> 93% (40%-100% load)
Isolation resistance	> 3 MΩ at 700Vdc
Weight	8 kg.

8 7 6 5 4 3 2 1

D

C

B

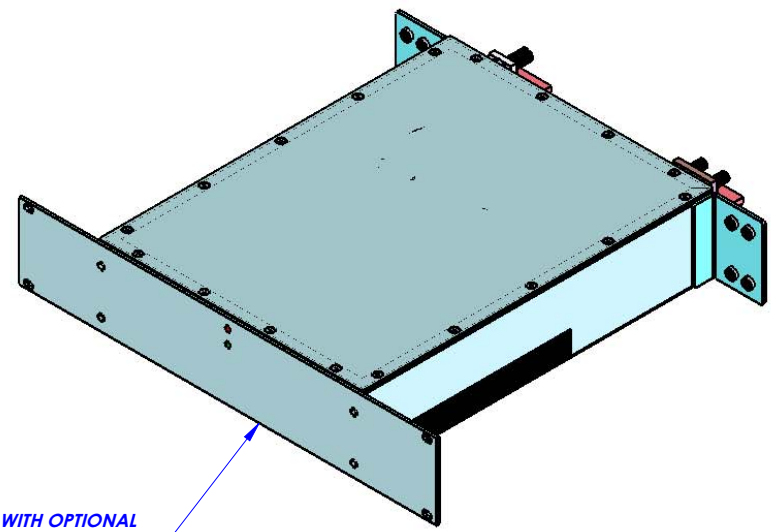
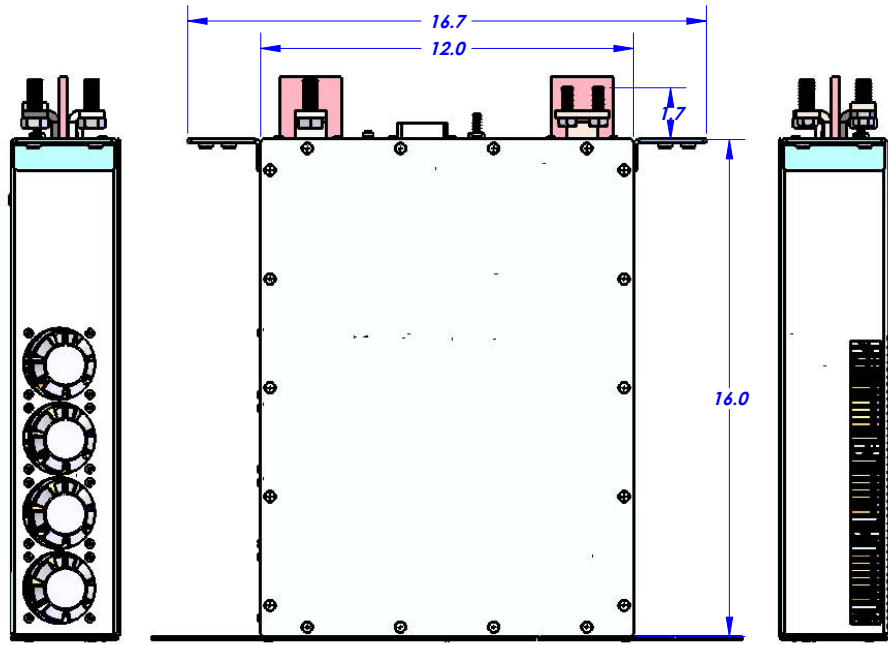
A

D

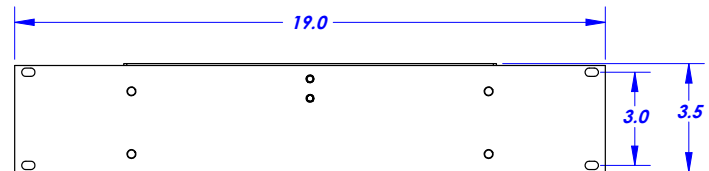
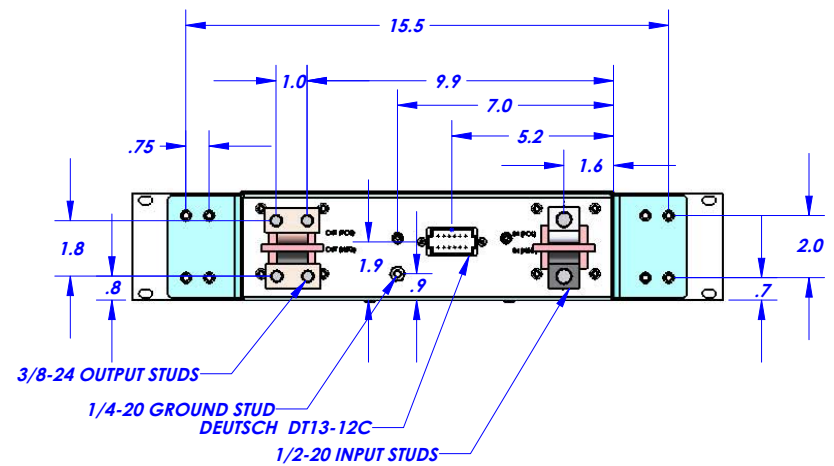
C

B

A



SHOWN WITH OPTIONAL 2U FRONT MOUNT PLATE



NOTES: UNLESS OTHERWISE SPECIFIED

1. PCM WEIGHT: 13.6 kg (30 LBS.).
2. FORCED AIR COOLED.

8 7 6 5 4 3 2 1

CV100000DB B 09-28-09
 DATE
 REV
 DWG.

NAME		DATE	US HYBRID TITLE: PCM - 350Amp Air Cooled OUTLINE & MOUNTING
DRAWN	F.ERICKSON	09-28-09	
CHECKED			
ENG APPR.			
MFG APPR.			
Q.A.			PROPRIETARY AND CONFIDENTIAL THE INFORMATION CONTAINED IN THIS DRAWING IS THE SOLE PROPERTY OF US HYBRID. ANY REPRODUCTION IN PART OR AS A WHOLE WITHOUT THE WRITTEN PERMISSION OF US HYBRID IS PROHIBITED.
SIZE	DWG. NO.	REV	
B	CV100000DB	B	
SCALE: 1:4		SHEET 1 OF 1	